


Local sales

Dorking & Leatherhead



LOCAL MARKET ROUND UP

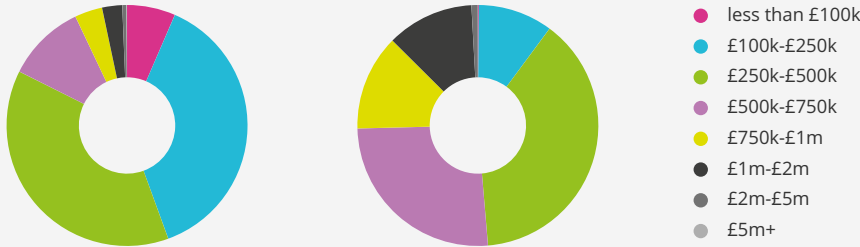


Over the last 12 months the average sales price in Dorking & Leatherhead was **£512,554**. The total value of sales was **£433,812,517**.

Transactions by price band over the last 12 months

NATIONAL

DORKING & LEATHERHEAD



House price growth over 1 year and 5 years



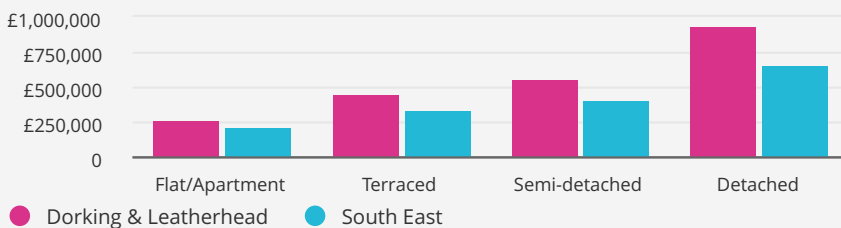
Top transaction in last 3 months

£2,600,000

DEEPDENE WOOD
RH5



Average prices over last 12 months



Source: Dataloft, Land Registry

NATIONAL MARKET

FEBRUARY 2023



We bring you the latest trends in the UK's housing market with a detailed focus on our local market.

House prices

Annual property price growth has considerably softened according to the latest indices released by the Halifax and Nationwide and month-on-month prices are moderating.

Economy

The UK economy avoided recession in 2022 with the economy recording 0% growth between October and December. The Bank of England expect any recession in 2023/24 to be shorter and shallower than previously predicted.

Transactions

More than 1.26 million sales took place across the UK in 2022, making the market, after 2021, the busiest since 2007. Sales volumes in December were up 1.4% year-on-year and stronger than the pre-pandemic average (HMRC).

Graham Faulkner

EweMove Dorking & Leatherhead

[EweMove.com/Dorking](https://www.ewemove.com/Dorking)

T:01306 406 506

E:Dorking@ewemove.com

We'd love to hear from you at our branch. Get in touch!



Scan me!