


Local sales

Dorking & Leatherhead



LOCAL MARKET ROUND UP

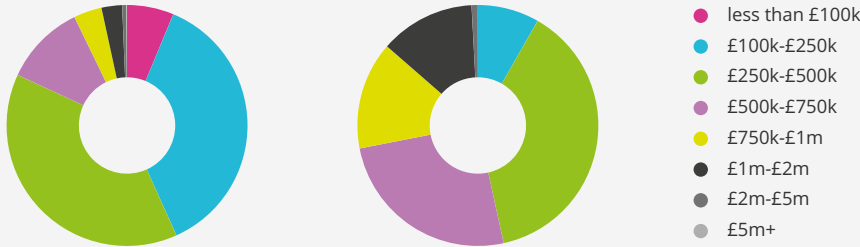


Over the last 12 months the average sales price in Dorking & Leatherhead was **£535,047**. The total value of sales was **£451,651,863**.

Transactions by price band over the last 12 months

NATIONAL

DORKING & LEATHERHEAD



House price growth over 1 year and 5 years

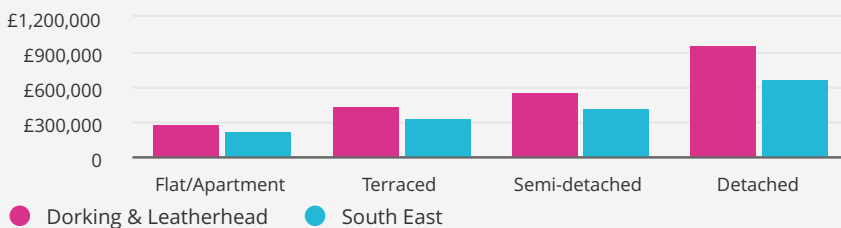


Top transaction in last 3 months

£3,900,000

THE DOWNS
KT22

Average prices over last 12 months



Source: Dataloft, Land Registry

NATIONAL MARKET

MAY 2023



We bring you the latest trends in the UK's housing market with a detailed focus on our local market.

House prices

Nationwide report the average price of a property rose 0.5% month-on-month in April, the first month-on-month rise after seven consecutive months of falls. Rightmove report year-on-year asking prices are 1.5% higher.

Economy

Resilient demand and falling energy prices are set to help the UK economy grow by 0.4% in 2023 according to the latest forecast by the International Monetary Fund. Last month the IMF predicted the economy would shrink by 0.3%.

Transactions

The HMRC report 89,560 sales took place in March 2023, a rise of just 1.3% on February. Non seasonally adjusted figures however suggest there was a 26% rise.

Graham Faulkner

EweMove Dorking & Leatherhead

[EweMove.com/Dorking](https://www.ewemove.com/Dorking)

T:01306 406 506

E:Dorking@ewemove.com

We'd love to hear from you at our branch. Get in touch!



Scan me!